



Explore more of our products by clicking or scanning here!→



MOWR/SHREDDERS


SERIES "S7C"

POWERFUL, EFFICIENT, AND PROFESSIONAL-GRADE MULCHING AND MOWING.

The S7C Series Mower/Shredders are the ultimate in flail mowing. The 3 lb. drop forged hammer knives will shred up to 3" diameter branches and yet will mow grass. Equipped with a patented rear deflector which in open position discharges grass and allows tractor speeds up to 6 M.P.H., and in closed position contains and further shreds brush to a finer mulch. These Mower/Shredders also feature a heavy duty 120 horsepower gearbox with built-in overrunning clutch. In offset position, the units are ideal for mulching prunings and heavy grass in orchards. Municipalities find these shredders excellent for roadside maintenance.




Hammer Knife



Offset position

Built by Seppi M




Center position




MOWER/SHREDDERS

FEATURES


- Fits Cat. I or II, 3-pt. hitch, 540 R.P.M. tractors
- Shreds brush or prunings up to 3", constant use 2 ¾"
- Heavy duty 100 H.P. gearbox with built-in overrunning clutch
- Cutting height adjusts from 1" to 4"
- Hydraulic parallel linkage side shift allows quick setting from offset to center mount
- Specially designed drop forged hammer knives give optimum performance in brush shredding, mulching prunings, grass cutting and maintenance of cover crops
- Double row of drop forged cutter bars to increase the shredding of material - replaceable
- Equipped with a "patented" internal rear deflector which in open position discharges grass and allows tractor speeds up to 6 M.P.H., and in closed position contains and further shreds brush to a fine mulch
- Computer balance vibration free rotor turns at 2,000 r.P.M.
- Rotor bearing are double self-aligning to insure long life
- Low profile engine allows for operating where there are low hanging limbs
- Belt final drive protects gearbox, driveshaft and rotorshaft
- 6" diameter, full width gauge roller with external bearing
- The lubrication points are external and therefore easy to reach
- Front protection with combination of chains and metal flaps
- Rear protection has rubber flaps



Internal rear hatch
adjusted by hand



Replaceable drop forged
re-cutter bars



Heavy offset linkage,
S7C98 only

SPECIFICATIONS

Model #	Mowing Width	Overall Width	Max Offset	No. of Knives	Max. Offset from Tractor Centerline	Min. H.P. Required	Weight
S7C-175	69"	75"	29"	18	62"	50	1,215 lbs.
S7C-200	79"	85"	29"	21	72"	60	1,325 lbs.
S7C-250	98"	104"	39"	27	98"	80	1,590 lbs.



FORM #SE0715-25

13477 Benson Ave. Chino, CA 91710 | 909/548-4848 | sales@gearmore.com